



**Agenda**  
**Linn-Benton Loop TAC and Governing Board Meeting**  
**Hybrid Meeting**

---

Date: Tuesday, November 05, 2024  
Time: 2:30 pm – 4:30 pm  
Location: **Albany Upstairs Conference Room**  
**1400 Queen Ave SE, Albany Oregon**  
*or*  
**Via Microsoft Teams by clicking [HERE](#)**  
Meeting ID: 222 338 270 657  
Passcode: duneEc  
**Mobile 1-Click Number**  
**[+1 872-242-8088](#)**  
Phone Conference ID: 202 276 499#  
Contact: Corum Ketchum, [cketchum@ocwcog.org](mailto:cketchum@ocwcog.org)

- 1. 2:30 Call to Order, Introductions** **Chair, Corum Ketchum**  
Welcome New Loop Members – Charlene Pech, Peggy Cogswell, and Jackie Montague.
- 2. 2:40 Public Comments** **Chair**
- 3. 2:45 TAC Minutes of May 14, 2024 (Attachment A1)** **Chair**  
**Board Minutes of February 27, 2024 (Attachment A2)**  
  
*Action Requested: Approval of meeting minutes.*
- 4. 2:50 Budget Reports FY25 Q1 (Attachments B)** **Jeff Babbit,**  
  - Quarterly/YTD budget
  - Drawdown Reports (5307/STIF)**Albany Transit Service**  
  
*Action: Information only*
- 5. 3:00 FY26-27 Budget Development and 5307 Amounts** **Jeff Babbit and**  
Discuss the amount of 5307 funds each city agency will **Peggy Cogswell,**  
contribute to the Linn Benton Loop for Fiscal Years 2025 and **Albany and**  
2026. Discuss City of Albany budget process **Corvallis Transit**

*Action: Consensus on funding amounts*
- 6. 3:15 Ridership Dashboard** **Mary Bach-**  
Viewable at this link: [LB Loop Ridership](#). Ridership Reports **Jackson, Corum**  
PDF (Attachment C) **Ketchum, Staff**

*Action: Discussion*

- |    |      |   |              |
|----|------|---|--------------|
| 7. | 3:30 | <b>Service Schedule Discussion</b><br>Discuss changes to the Loop schedule as needed. The Loop TAC has provided consensus to reduce summer service to one Campus Connector during the May 2024 meeting.<br><br><i>Action: Concur with proposed service levels</i> | <b>All</b>   |
| 8. | 4:00 | <b>Updates and Other Business</b> <ul style="list-style-type: none"><li>• Mobility Hubs Updates</li><li>• Member Agency Updates</li></ul>   | <b>All</b>   |
| 9. | 4:30 | <b>Adjournment</b><br><i>Next meeting will be in 2025, see you next year Loop Members! The 2025 Meeting schedule will be sent out in December to all members.</i>   | <b>Chair</b> |

## LOOP TAC ATTENDANCE (FOR QUORUM PURPOSES)

TAC Members	Jurisdiction	Attendance
Sheldon Flom	Linn Benton Community College	
Sarah Bronstein	Oregon State University	
Barry Hoffman	City of Albany	
Peggy Cogswell	City of Corvallis	
Reagan Maudlin	Linn County	
Charlene Pech	Benton County	
Billy McGregor	Albany Area Metropolitan Planning Organization	
Corum Ketchum	Corvallis Area Metropolitan Planning Organization	
Andrew Koll	At Large Member	
Ken Bronson	At Large Member	
Cody Franz	Oregon Department of Transportation	

**Quorum:** Official action may be taken by the Linn-Benton Loop TAC when a quorum is present. A quorum shall exist when the majority of appointed voting members are present. A majority is half plus one of the members appointed. If a member is unable to participate in a meeting, that member may designate an alternate to participate in his/her place. The alternate should declare their status at the start of the meeting.

*- Loop Technical Advisory Committee Bylaws, Section 6: Meetings, Subsection f: Quorum*

## LOOP BOARD ATTENDANCE (FOR QUORUM PURPOSES)

Board Member	Alternate	Jurisdiction	Attendance
Sheldon Flom		Linn Benton Community College	
Pat Malone		Corvallis Area Metropolitan Planning Organization	
Jackie Montague		Albany Area Metropolitan Planning Organization	
Roger Nyquist		At-Large Member ( <i>non-voting position</i> )	

**Quorum:** Board business may be conducted provided a quorum of members, or their Alternates, are in attendance. A quorum consists of a majority (2) of the Board. Board members may participate telephonically or by other means of electronic communication, provided the meeting is called to order at a public noticed meeting place where the public can attend, hear, understand and/or read the comments of the members participating by telephonic or electronic means and the members so participating can fully hear, understand, and/or read the comments of the other members participating in the meeting.

*- Loop Board Bylaws, Section 6: Meetings, Subsection c: Quorum*

**LINN-BENTON Loop TAC Meeting  
Teleconference  
Tuesday, May 14, 2024  
2:30 pm – 4:30 pm**

**DRAFT MINUTES**

<b>TAC Members</b>	<b>Representing</b>	<b>Attendance</b>
Billy McGregor	AAMPO	Yes
Corum Ketchum	CAMPO	Yes
Sheldon Flom	LBCC	Yes
Sarah Bronstein	OSU	No
Barry Hoffman	City of Albany	Kristin Preston
Tim Bates	City of Corvallis & Philomath	Yes
VACANT	Benton County	VACANT
Reagan Mauldin	Linn County	Yes
Cody Franz	ODOT	No
Ken Bronson	At-Large	No
Andrew Koll	Member at-large	Yes

**Quorum:** Official action may be taken by the Linn-Benton Loop TAC when a quorum is present. A quorum shall exist when the majority of appointed voting members are present. A majority is half plus one of the members appointed. If a member is unable to participate in a meeting, that member may designate an alternate to participate in his/her place. The alternate should declare their status at the start of the meeting. - *Loop Technical Advisory Committee Bylaws, Section 6: Meetings, Subsection f: Quorum*

**Guests:** None

**Staff:** Transportation Program Manager Nick Meltzer, and Administrative Assistant Ashlyn Muzechenko

TOPIC	DISCUSSION	DECISION / CONCLUSION
1. Call to Order, Introductions	<p>The Linn-Benton Loop meeting was called to order by the chair, Corum Ketchum at 2:35pm</p> <p>Chair Ketchum kicked off introductions for the members in attendance.</p>	<p><b>The Linn-Benton Loop meeting was called to order by the chair, Corum Ketchum, at 2:35pm</b></p>
2. Public Comment	<p>There were no members of the public who wished to provide public comments.</p>	<p><b>There were no public comments.</b></p>
<p>3. Minutes of February 06, 2024 (Attachment A)</p> <p><b>Action: Approval of Minutes</b></p>	<p>The Loop TAC members in attendance approved the February 06, 2024, Loop TAC Meeting Minutes by consensus.</p>	<p><b>The Loop TAC approved the February 06, 2024, Loop TAC Meeting Minutes by consensus.</b></p>
<p>4. Budget Reports (Attachment B1-B2)</p> <p><b>Action: Information Only</b></p>	<p>Transportation Program Manager Nick Meltzer shared the Fiscal Year (FY) 2024 (24) Quarter 3 (Q3) budget reports (attachment B1 and B2) with the Loop TAC Members in attendance.</p> <p>Meltzer noted that if there are any questions, please reach out to himself via email and he will connect with Jeff Babbit to get answers.</p>	
5. FY25-27 Budget Development	<p>Tim Bates shared that the amounts for FY25 and FY26 need to be set still. Jeff Babbit has historically been the contact for this work.</p>	<p><b>The group recommended to the Policy Board a 5%</b></p>

<p>and 5307 Amounts</p> <p><b>Action:</b> <b>Consensus on funding amounts</b></p>	<p>Bates shared background on the process for developing the budget and the 5307 amounts. The current amount for 5307 amounts is \$208,000, there is a 5% amount that increases every year with the amount. There is very little negotiation for this process.</p> <p>This gets run to the Loop Board as well for approval. The Board then finalizes and approves the 5307 funds.</p> <p>These funds will be taken out of the funds from the previous fiscal year, gets pulled 9 months later as the two cities operate on their own fiscal year schedule.</p> <p>Meltzer noted that these numbers are needed for the city of Albany’s budget for FY26.</p> <p>The goal is to create a budget timeline for FY25-27.</p> <p>The group recommend a 5% increase for these next two years to continue on as historically done. This would be \$218,400 for the first year and the following year would be \$229,320.</p>	<p><b>increase for these next two years to continue, as historically done. This would be \$218,400 for the first year and the following year would be \$229,320.</b></p>
<p>6. Ridership Dashboard</p> <p><b>Action:</b> <b>Discussion</b></p>	<p>Meltzer shared the ridership dashboard with the Loop TAC members in attendance. The dashboard can also be viewed at this link:</p> <p><a href="https://public.tableau.com/app/profile/mary.bach.jackson/viz/LBLoop/CurrentRoutes">https://public.tableau.com/app/profile/mary.bach.jackson/viz/LBLoop/CurrentRoutes</a></p> <p>Ridership is expected to keep expanding and will hopefully reach pre-pandemic levels soon. The campus connector is currently accounting for more than half of the full amount of Linn-Benton Loop ridership.</p>	
<p>7. 2024 Summer Service Plan</p> <p><b>Action:</b> <b>Recommendation to Loop Board on service level</b></p>	<p>The group discussed running only one campus connector bus during the summer months when students are no longer in school.</p> <p>At a previous meeting it was suggested to run only the connector route, being Connector 1 during those Summer Months. The group approved of this suggestion as it made sense after looking at the data provided by Hoffman at the previous meeting.</p>	<p><b>The Loop TAC Members in attendance recommended to the Policy Board adopt the new summer</b></p>

	<p>The Loop TAC members in attendance agreed to move this suggestion onto the Policy Board.</p> <p>The Loop TAC Members in attendance recommended to the loop policy board to adopt the new summer service plan of running one Connector Bus Route (Connector 1) during the summer months of 2024.</p>	<p><b>service plan of running one Connector Bus Route (Connector 1) during the summer months of 2024.</b></p>
<p>8. Updates and Other Business:</p> <ul style="list-style-type: none"> <li>• Member Agency Updates</li> </ul>	<p>Chair Ketchum, for CAMPO shared that staff are wrapping up the on the transit workforce study and are moving to implement the recommendations of the report with the project steering committee (made up of local transit operators in the region, including those on the TAC).</p> <p>Tim Bates shared that for the Battery Electric buses, CTS is making incremental progress, but they need a new house for them, which requires a building permit.</p> <p>The goal is to have the buses up and running by the time school starts again. However, it would be better to have them up and running for summer hours in order to test routes and distance able to be traveled.</p> <p>Sheldon Flom gave an update on enrollment at Linn-Benton Community College, which is up 4.5+%. The college estimates being up 2% this time next year as well.</p> <p>Kristin Preston shared that Albany will be purchasing a Hybrid Loop bus that will be partially funded by Benton and Linn Counties. Candy Bliss will be working with the builders as well on the plans.</p> <p>Additionally, there will be a site inspection at the new transit facility, which is part of the new transition plan.</p>	<p>.</p>

	Billy McGregor noted the AAMPO is working with the City of Albany on a Zero Emissions fleet transformation plan. Pacific Power also is doing an onsite walkthrough for a conduit installation.	
9. Adjournment	The next Loop TAC meeting is scheduled for August 06, 2024.	The meeting was adjourned at 3:15 pm by Chair Corum Ketchum



**Linn-Benton Loop Governing Board  
Virtual Meeting Via Microsoft Teams  
Tuesday, February 27, 2024  
3:00 pm – 4:30 pm**

**DRAFT MINUTES**

<b>Board Member</b>	<b>Attendance</b>	<b>Jurisdiction</b>
Sheldon Flom	Yes	Linn Benton Community College
Pat Malone	Yes	Corvallis Area Metropolitan Planning Organization
Roger Nyquist	No	Albany Area Metropolitan Planning Organization
VACANT	VACANT	At-Large Member ( <i>non-voting position</i> )

**Quorum:** Official action may be taken by the Linn-Benton Loop TAC when a quorum is present. A quorum shall exist when the majority of appointed voting members are present. A majority is half plus one of the members appointed. If a member is unable to participate in a meeting, that member may designate an alternate to participate in his/her place. The alternate should declare their status at the start of the meeting. - *Loop Technical Advisory Committee Bylaws, Section 6: Meetings, Subsection f: Quorum*

**Guests:** Barry Hoffman, Jeff Babbitt, Ken Bronson, Regan Maudlin, and Marilyn Smith.

**Staff:** Transportation Program Manager Nick Meltzer, AAMPO Planner Billy McGregor, CAMPO Planner Corum Ketchum, and CED Administrative Assistant Ashlyn Muzechenko

TOPIC	DISCUSSION	DECISION / CONCLUSION
1. Call to Order and Agenda Review	Transportation Program Manager Nick Meltzer called the meeting to order, at 3:05pm and the group determined there were no changes needed on the agenda.	<b>Transportation Program Manager Nick Meltzer called the meeting to order at 3:05 pm.</b>
2. Chair and Vice Chair Elections	<p>LBCC President Sheldon Flom nominated Commissioner Pat Malone to serve as the Chair of the Linn Benton Loop Board.</p> <p>Commissioner Malone nominated Sheldon Flom to serve as the Vice-Chair of the Linn Benton Loop Board.</p> <p>These nominations were accepted and approved by the members in attendance.</p>	<p><b>Sheldon Flom nominated Commissioner Malone to serve as the Chair of the Linn Benton Loop Board.</b></p> <p><b>Commissioner Malone nominated Sheldon Flom to serve as the Vice-Chair of the Linn Benton Loop Board.</b></p>
3. Public Comment	There were no members of the public who wished to provide public comments.	<b>There were no public comments.</b>
4. Minutes of June 06, 2023 (Attachment A)  <b>Action: Approval of Minutes</b>	Vice-Chair Sheldon Flom moved to approve The June 06, 2023; Linn-Benton Loop Board minutes with the corrections received from Sheldon Flom. The Chair, Commissioner Malone seconded, the motion carried with an unanimous vote.	<b>Sheldon Flom moved to approve The June 06, 2023; Linn-Benton Loop Board minutes with corrections from Sheldon Flom. Chair Commissioner Malone seconded. The motion carried.</b>
5. Budget Reports (Attachments B1-B4)	Barry Hoffman shared the budget reports covering the quarter reports for period 4 to period 6 of the 2024 fiscal year.	

<b>Action: Information Only</b>	<p>Hoffman pointed out the actuals and the money received. The first page shows the wages and benefits and most of the expenses, along with the second page covering the total for the quarter.</p> <p>Hoffman explained the budget and what numbers stuck out when looking over the budget reports as a whole. One of which being vehicle maintenance, which was \$45,000 for those three months.</p> <p>Hoffman shared the biennial budget, and contributions from both colleges (Linn-Benton Community College (LBCC) and Oregon State University (OSU) as well.</p> <p>Ken Bronson asked if they were 25% through the fiscal period, and if they were close to the appropriate budget amount. Hoffman confirmed.</p> <p>The Chair, Commissioner Malone, asked a question regarding vehicle maintenance.</p> <p>Hoffman noted that currently they use a company out of Brooks, Oregon and they are very familiar with all of the vehicles, along with an international service. There is also a contract in place with a trucking company, that does light maintenance, for oil changes and other smaller items.</p> <p>For heavy maintenance, it is brought up to the shop in Brooks, Oregon.</p> <p>Hoffman added that it is a possibility to over-expend on a line item, as long as their budget balances out in the end. However, it is best to avoid that option unless necessary.</p>	
---------------------------------	--	--

	<p>Vice Chair Flom asked about next biennium's fees that should be coming from the College.</p> <p>Hoffman confirmed that it should be similar to last year's contribution, but it hasn't been fully confirmed yet.</p> <p>Hoffman shared the State Transportation Improvement Program (STIP) Operation funds remaining and the current status of the project funds. For each quarter around 100,000 will be drawn down. This item falls pretty close to the amount Benton County pledged to the loop as well.</p> <p>Hoffman shared the 5307 Grant funding, and all of the drawdowns that have happened as well. Currently they are about ready to close out the 2019-2020 grant. Moving now to 2020-2021 grant.</p>	
<p>6. Ridership Dashboard</p> <p><b>Action: Discussion</b></p>	<p>Meltzer presented the Ridership Dashboard put together by Mary Bach-Jackson the COG GIS Analyst. This dashboard has route specific ridership data, and overall ridership data.</p> <p>The link for this dashboard is available in the meeting agenda packet as well for members and guests to reference.</p> <p>Meltzer noted staff are working on adding more data to the dashboard as well. This will also help to show the overall efficiency of the different routes.</p> <p>Chair Commissioner Malone noted that it would be good to find a way to promote the services available for the Loop.</p> <p>The group agreed to have Loop Share the link to the Tableau Dashboard to the Albany Linn-Benton Loop Website.</p>	

<p>7. Transit Workforce Study</p> <p><b>Action: Discussion</b></p>	<p>CAMPO Planner Corum Ketchum shared the Transit Workforce Study presentation with the Linn-Benton Loop Board Members in attendance.</p> <p>Ketchum noted the report was a joint collaboration in partnership with Oregon State University for the study. This allowed OSU to create a presentation for all of the Loop Members in attendance.</p> <p>Ketchum added that the university team asked two questions, which were 1. What are the causes and 2. What are the strategies. To answer the questions, the university team did intense research using national and international resources.</p> <p>Ketchum shared that there is a national shortage for drivers and the workforce isn't getting replaced when older drivers grow old and retire.</p> <p>American public transport safety found from a survey of 190 agencies that 96 percent of agencies reported experiencing a workforce shortage with 84 percent noting it impacted their ability to conduct work.</p> <p>Regional recommendations included collaborative CDL Training, Collaborative de-escalation training and advocating for alternative cannabis testing methods.</p> <p>Ketchum noted the results of the report with all members in attendance.</p> <p>Vice-Chair Flom asked about implementing any of the suggestions.</p>	
--	--	--

	Meltzer noted that after finalization the results will be shared with partners to see if the results make sense and are feasible to make the suggestions.	
8. 2024 Summer Service Plan  <b>Action: Discussion</b>	<p>Hoffman shared the 2024 Summer Service plan idea with the group.</p> <p>Hoffman shared at the next TAC meeting the members will make a recommendation to move the summer service plan to the board for the board to then act upon and possibly approve.</p> <p>Hoffman shared the daily summer ridership counts and how many hours of service are offered per day.</p> <p>Hoffman noted that his suggestion would be to only run one of the connectors (Connector 1) during the summertime.</p> <p>The group agreed with this suggestion, and will await a recommendation from the Loop TAC.</p>	
9. Updates and Other Business:  <ul style="list-style-type: none"> <li>• In-person meetings?</li> <li>• Passing of Hal Brauner</li> </ul>	<p>Meltzer shared that Hal Brauner, a board member recently passed away. This means there is a vacancy on the board membership which at the next meeting can be discussed in the process of recruiting new membership as well.</p> <p>Meltzer also asked the board's thoughts on hosting a hybrid meeting for the upcoming Loop Board Meeting in May.</p> <p>Commissioner Malone noted approval for the next meeting being, and having a hybrid tour option. The group supported this decision too.</p>	<b>Commissioner Malone noted approval for the next meeting being, and having a hybrid tour option. The group supported this decision too.</b>
10. Adjournment	The next Loop Governing Board meeting is scheduled for May 28, 2024, and will be set to be a Hybrid meeting.	<b>The Linn Benton Loop Board meeting was adjourned at 4:55 pm by The Chair,</b>

		<b>Commissioner Pat Malone.</b>
--	--	-------------------------------------

10/21/2024  
14:29:38

City of Albany, OR  
FLEXIBLE PERIOD REPORT  
PP 06

PAGE 1  
glflxprt

FROM 2025 01 TO 2025 03

ACCOUNTS FOR:	ORIGINAL APPROP	TRANFRS/ADJSTMTS	REVISED BUDGET	ACTUALS	ENCUMBRANCES	AVAILABLE BUDGET	PCT USED
213 PUBLIC TRANSIT							
<b>21340105 213 LINN-BENTON LOOP</b>							
21340105 420045 FTA SECTION 5307	-144,735	0	-144,735	.00	.00	-144,735.00	.0%
21340105 420047 FTA SECTION 5307 - CAPITAL	-172,000	0	-172,000	.00	.00	-172,000.00	.0%
21340105 428200 LBCC PARTNERSHIP	-140,000	0	-140,000	-140,000.00	.00	.00	100.0%
21340105 428205 OSU PARTNERSHIP	-140,000	0	-140,000	-140,000.00	.00	.00	100.0%
21340105 435006 CHARGES FOR SERVICE: LOOP	-716,494	0	-716,494	.00	.00	-716,494.00	.0%
21340105 469015 MISCELLANEOUS REVENUE	3,611	0	3,611	.00	.00	3,611.37	.0%
21340105 480100 INTEREST	821	0	821	.00	.00	821.46	.0%
21340105 499050 BEGINNING BALANCE	-123,501	0	-123,501	.00	.00	-123,500.83	.0%
21340105 510010 WAGES & SALARIES	550,297	0	550,297	106,442.96	.00	443,854.00	19.3%
21340105 520010 TEMPORARY EMPLOYEES	7,435	0	7,435	2,609.21	.00	4,825.72	35.1%
21340105 530010 OVERTIME	32,679	0	32,679	1,845.58	.00	30,833.06	5.6%
21340105 540050 UNEMPLOYMENT CLAIMS	12,000	0	12,000	.00	.00	12,000.00	.0%
21340105 560001 EMPLOYER MEDICAL	295,155	0	295,155	43,056.08	.00	252,098.79	14.6%
21340105 560005 EMPLOYER DENTAL	20,515	0	20,515	2,542.30	.00	17,972.96	12.4%
21340105 560008 EMPLOYER VISION	8,226	0	8,226	975.44	.00	7,250.28	11.9%
21340105 560010 EMPLOYER PAID BENEFITS	63,366	0	63,366	8,277.20	.00	55,089.23	13.1%
21340105 560012 EMPLOYER PAID DEFERRED COM	3,908	0	3,908	825.12	.00	3,082.39	21.1%
21340105 560014 EMPLOYER PAID LTD/LIFE/AD&	-1,462	0	-1,462	857.37	.00	-2,319.85	-58.6%
21340105 560016 EMPLOYER PAID WORKER'S COM	34,122	0	34,122	3,202.32	.00	30,919.23	9.4%
21340105 560018 EMPLOYER PAID OREGON WBF	10,350	0	10,350	35.84	.00	10,314.56	.3%
21340105 560020 PERS	182,519	0	182,519	34,348.82	.00	148,170.40	18.8%
21340105 560022 EMPLOYR PAID OREGON PAID LE	8,618	0	8,618	738.25	.00	7,879.98	8.6%
21340105 560030 HRA VEDA	18,379	0	18,379	.00	.00	18,378.77	.0%
21340105 600115 INSURANCE & BONDS	8,447	0	8,447	15,579.02	.00	-7,131.82	184.4%
21340105 600400 CONTRACTUAL SERVICES	-10,841	1,256	-9,585	3,957.78	2,423.63	-15,966.15	-66.6%
21340105 602300 SOFTWARE LICENSE FEES	2,961	0	2,961	.00	.00	2,961.47	.0%
21340105 610005 ADVERTISING & PUBLICATIONS	2,105	0	2,105	.00	.00	2,104.61	.0%
21340105 610075 CREDIT CARD FEES	1,000	0	1,000	.00	.00	1,000.00	.0%
21340105 610100 DUPLICATION & FAX	1,725	0	1,725	87.70	270.67	1,366.51	20.8%
21340105 610130 EDUCATION & TRAINING	1,320	0	1,320	.00	.00	1,320.00	.0%
21340105 610405 MATERIALS & SUPPLIES	2,021	0	2,021	1,052.23	.00	968.66	52.1%
21340105 610420 MEETINGS & CONFERENCES	3,728	0	3,728	133.32	.00	3,594.37	3.6%
21340105 610425 MEMBERSHIPS & DUES	1,300	0	1,300	.00	.00	1,300.00	.0%
21340105 610545 PRINTING & BINDING	3,200	0	3,200	.00	.00	3,200.00	.0%
21340105 610750 UNIFORMS	1,307	0	1,307	.00	.00	1,306.78	.0%
21340105 610800 VEHICLE FUEL CHARGES	156,576	0	156,576	.00	7,719.08	148,857.16	4.9%
21340105 630000 ELECTRICITY	1,875	0	1,875	633.97	373.66	867.77	53.7%
21340105 630005 NATURAL GAS	-667	0	-667	39.17	.00	-706.15	-5.9%



10/21/2024  
14:29:39

City of Albany, OR  
FLEXIBLE PERIOD REPORT  
PP 06

PAGE 2  
glflxprt

FROM 2025 01 TO 2025 03

ACCOUNTS FOR:	ORIGINAL APPROP	TRANFRS/ADJSTMTS	REVISED BUDGET	ACTUALS	ENCUMBRANCES	AVAILABLE BUDGET	PCT USED
213 PUBLIC TRANSIT							
21340105 630010 TELEPHONE	5,683	0	5,683	35.08	1.91	5,646.39	.7%
21340105 630400 WATER SERVICE	540	0	540	982.66	.00	-442.51	181.9%
21340105 630405 SEWER SERVICE CHARGES	333	0	333	93.37	.00	239.22	28.1%
21340105 630410 STORMWATER SERVICE CHARGES	174	0	174	63.48	.00	110.32	36.5%
21340105 650015 MAINT: COMMUNICATION EQUIP	551	0	551	.00	.00	550.60	.0%
21340105 652800 SAFETY IMPROVEMENTS	0	0	0	.00	445.00	-445.00	.0%
21340105 653600 MAINT: VEHICLE	-42,836	35,042	-7,794	52,374.77	722.16	-60,890.62	-681.3%
21340105 655100 MAINT: BUILDING	4,400	0	4,400	900.00	.00	3,500.00	20.5%
21340105 660100 CS: BUILDING MAINTENANCE	4,250	-1,300	2,950	737.49	.00	2,212.55	25.0%
21340105 660200 CS: CENTRAL SERVICE	11,300	-3,700	7,600	1,899.99	.00	5,700.05	25.0%
21340105 660210 CS: FINANCE	23,850	0	23,850	5,962.50	.00	17,887.50	25.0%
21340105 660211 CS: CITY MANAGER'S OFFICE	21,800	-300	21,500	5,375.01	.00	16,124.95	25.0%
21340105 660212 CS: MAYOR & COUNCIL	2,400	-200	2,200	549.99	.00	1,650.05	25.0%
21340105 660214 CS: HUMAN RESOURCES	13,050	-500	12,550	3,137.49	.00	9,412.55	25.0%
21340105 660215 CS: LABOR RELATIONS	900	0	900	225.00	.00	675.00	25.0%
21340105 660225 CS: EMERGENCY MGMT/SAFETY	2,600	0	2,600	650.01	.00	1,949.95	25.0%
21340105 660400 CS: EQUIPMENT REPLACEMENT	45,000	0	45,000	11,250.00	.00	33,750.00	25.0%
21340105 660700 CS: INFORMATION TECHNOLOGY	9,000	0	9,000	2,250.00	.00	6,750.00	25.0%
21340105 660701 CS: PHONE SYSTEM REPLACE	100	0	100	24.99	.00	75.05	25.0%
21340105 660800 CS: IT EQUIPMENT REPLACEMENT	500	0	500	125.01	.00	374.95	25.0%
21340105 662500 PW: ADMINISTRATION	76,600	17,595	94,195	12,750.00	.00	81,445.31	13.5%
21340105 665400 PHYSICAL EXAMS & MEDICALS	-825	0	-825	.00	.00	-825.00	.0%
21340105 670600 SAFETY RECOGNITION PROGRAM	200	0	200	.00	.00	200.00	.0%
21340105 690000 RESERVE: OPERATING	63,500	0	63,500	.00	.00	63,500.00	.0%
21340105 700000 CAPITAL EQUIPMENT	0	0	0	.00	900,000.00	-900,000.00	.0%
<b>TOTAL 213 LINN-BENTON LOOP</b>	<b>232,936</b>	<b>47,893</b>	<b>280,830</b>	<b>46,626.52</b>	<b>911,956.11</b>	<b>-677,752.96</b>	<b>341.3%</b>
<b>21340106 213 LINN-BENTON LOOP STIF</b>							
21340106 428120 STIF - LINN COUNTY	-337,247	0	-337,247	.00	.00	-337,247.00	.0%
21340106 428125 STIF - BENTON COUNTY	-379,247	0	-379,247	.00	.00	-379,247.00	.0%
21340106 499050 BEGINNING BALANCE	0	0	0	.00	.00	-.21	.0%
21340106 630506 CHARGES FOR SERVICE: LOOP	716,494	0	716,494	.00	.00	716,494.00	.0%
<b>TOTAL 213 LINN-BENTON LOOP STIF</b>	<b>0</b>	<b>0</b>	<b>0</b>	<b>.00</b>	<b>.00</b>	<b>-.21</b>	<b>.0%</b>
<b>TOTAL PUBLIC TRANSIT</b>	<b>232,936</b>	<b>47,893</b>	<b>280,829</b>	<b>46,626.52</b>	<b>911,956.11</b>	<b>-677,753.17</b>	<b>341.3%</b>
TOTAL REVENUES	-2,148,791	0	-2,148,791	-280,000.00	.00	-1,868,791.21	
TOTAL EXPENSES	2,381,727	47,893	2,429,621	326,626.52	911,956.11	1,191,038.04	

**Linn-Benton Loop FTA Section 5307 Grant Funds Remaining  
(Last Updated 10/21/24)**

<u>Grant Year</u>	<u>Project</u>	<u>Match Ratio</u>	<u>Remaining Project Funds</u>	<u>FTA Match Required</u>	<u>Local Match Required</u>
<b>20-21</b>	FTA 5307 - Capital Project - TBD*	80:20	449,138	359,310	89,828 as of 2/1/22
	<b>SUBTOTAL</b>		<b>449,138</b>	<b>359,310</b>	<b>89,828</b>
<b>21-22</b>	FTA 5307 - Capital Project - TBD*	80:20	471,600	377,280	94,320 as of 7/1/22
	<b>SUBTOTAL</b>		<b>471,600</b>	<b>377,280</b>	<b>94,320</b>
<b>22-23</b>	FTA 5307 - Operations	50:50	688,400	344,200	344,200 as of 9/1/24
	9/12/24 Disbursement			(344,200)	(344,200)
	FTA 5307 - Preventive Maintenance	80:20	65,000	52,000	13,000 as of 9/1/24
	9/12/24 Disbursement			(52,000)	(13,000)
<b>SUBTOTAL</b>		<b>-</b>	<b>-</b>	<b>-</b>	
<b>23-24</b>	FTA 5307 - Operations	50:50	720,000	360,000	360,000 as of 9/1/24
	9/12/24 Disbursement			(6,839)	(6,839)
	FTA 5307 - Preventive Maintenance	80:20	70,013	56,010	14,003 as of 9/1/24
	<b>SUBTOTAL</b>		<b>776,335</b>	<b>409,171</b>	<b>367,164</b>
<b>GRAND TOTAL</b>			<b>920,738</b>	<b>736,590</b>	<b>184,148</b>

\*Funds have been awarded, but the Linn-Benton Loop has not yet obligated the funds. These funds will be obligated when the Loop has determined the projects to assign the funding too.

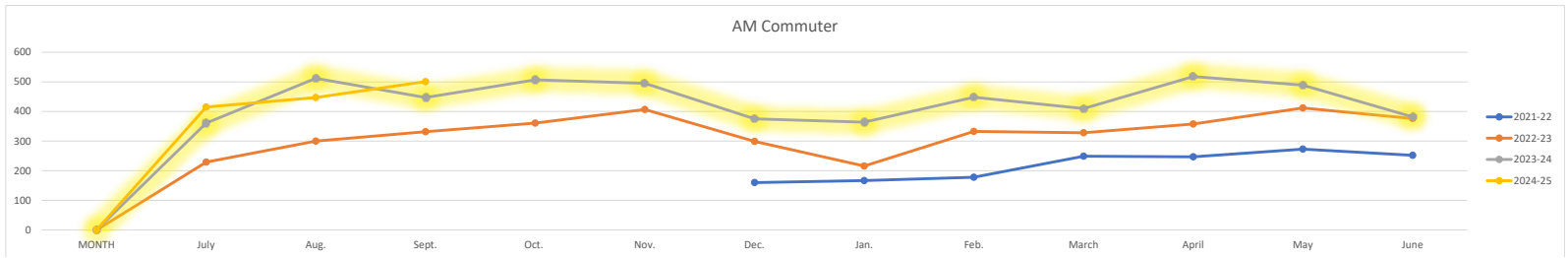
**Linn-Benton Loop STIF Funds Remaining  
(Last Updated 10/21/24)**

<u>Fiscal Year</u>	<u>Project</u>	<u>Remaining Project Funds</u>
<b>23-24/24-25</b>	STIF - Benton County	\$824,000
	Drawdown 10/31/23	(\$100,542)
	Drawdown 1/31/24	(\$106,296)
	Drawdown 4/25/24	(\$107,649)
	Drawdown 7/29/24	(\$130,266)
	<b>SUBTOTAL</b>	<b>\$379,247</b>
<b>23-24/24-25</b>	STIF - Linn County	\$782,000
	Drawdown 10/31/23	(\$100,542)
	Drawdown 1/31/24	(\$106,296)
	Drawdown 4/25/24	(\$107,649)
	Drawdown 7/29/24	(\$130,266)
	<b>SUBTOTAL</b>	<b>\$337,247</b>
<b>GRAND TOTAL</b>		<b>\$716,494</b>

AM US 20 COMMUTER  
WEEKDAY RIDERSHIP  
2022 -2023

AM US 20 Commuter

MONTH	2021-22	2021-23	2023-24	2024-25																+/ -	Ratio
July		229	361	415																54	13.0%
Aug.		300	512	447																-65	-14.5%
Sept.		332	447	501																54	10.8%
Oct.		361	507																	146	28.8%
Nov.		407	495																	88	17.8%
Dec.	160	299	375																	76	20.3%
Jan.	167	216	364																	148	40.7%
Feb.	178	333	448																	115	25.7%
March	249	328	410																	82	20.0%
April	247	358	518																	160	30.9%
May	273	412	489																	139	33.7%
June	252	376	382																	124	33.0%
Sub Total*	1,526	3,951	5,308	1,363	0	0	0	0	0	0	0	0	0	0	0	0	0	0	0	0	#DIV/0!
Grand Total	1,526	3,951	5,308	1,363																0	#DIV/0!



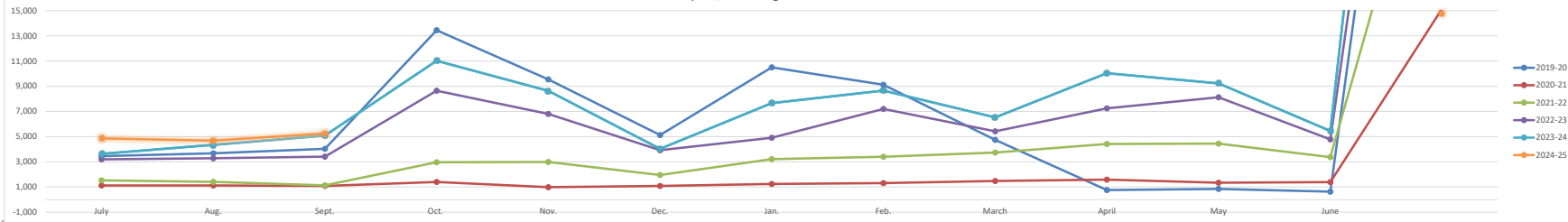
LINN-BENTON LOOP  
WEEKDAY RIDERSHIP  
AM COMM/CONNECTOR/HRT TO HUB/SAT  
2022 -2023

post pandemic expansion  
 begin April 2021  
 Pandemic  
 pandemic begin April 2020

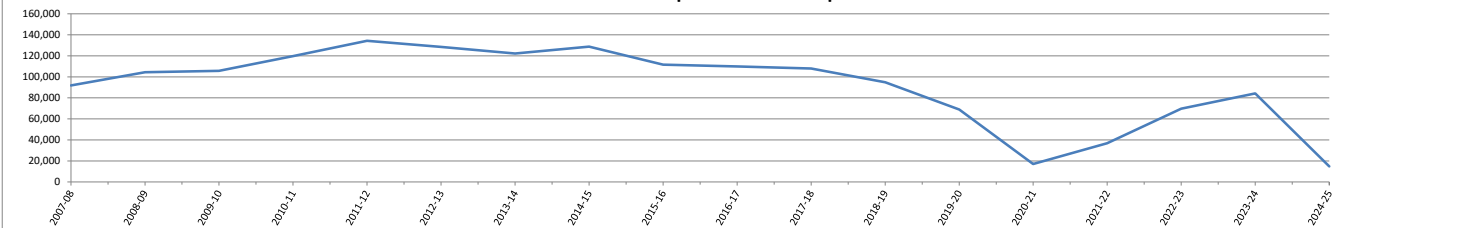
MONTH	2002-03	2003-04	2004-05	2005-06	2006-07	2007-08	2008-09	2009-10	2010-11	2011-12	2012-13	2013-14	2014-15	2015-16	2016-17	2017-18	2018-19	2019-20	2020-21	2021-22	2022-23	2023-24	2024-25	+/-	Ratio	
July	2,794	3,260	3,237	3,319	3,692	3,975	6,391	4,709	4,781	5,911	6,036	6,045	6,106	5,512	3,606	4,223	3,690	3,450	1,121	1,522	3,195	3,631	4,862	1,231	25.3%	
Aug.	2,859	2,249	3,143	3,663	3,912	4,140	5,245	3,599	4,261	6,502	5,977	5,331	4,798	4,562	3,430	4,174	4,122	3,680	1,121	1,405	3,284	4,344	4,679	335	7.2%	
Sept.	2,425	2,812	3,526	4,240	4,920	4,992	5,614	5,125	6,442	8,303	7,293	4,621	6,751	5,228	6,314	6,418	6,570	4,034	1,085	1,130	3,409	5,084	5,253	169	3.2%	
Oct.	6,973	8,460	7,934	10,139	11,093	11,539	14,446	13,013	13,527	16,046	16,490	16,516	18,648	15,384	13,712	13,861	14,128	13,447	1,398	2,966	8,640	11,016		2,376	21.6%	
Nov.	4,800	5,342	6,705	8,422	8,681	8,640	9,643	10,056	11,917	13,440	12,245	12,095	11,667	11,153	11,557	10,843	10,156	9,539	986	2,984	6,798	8,637		1,839	21.3%	
Dec.	3,178	3,412	3,145	3,717	3,338	3,310	5,646	5,393	5,625	5,598	4,600	6,418	7,496	5,860	4,163	3,946	3,442	5,129	1,082	1,946	3,921	4,026		105	2.6%	
Jan.	6,021	5,895	6,530	7,684	8,204	9,075	10,557	11,888	12,667	12,462	14,039	13,599	13,391	11,979	10,439	11,241	10,276	10,500	1,245	3,212	4,911	7,661		2,750	35.9%	
Feb.	6,666	6,175	5,868	7,990	8,299	9,152	9,589	10,608	11,415	13,078	13,188	10,736	12,417	10,205	11,126	11,122	8,787	9,113	1,313	3,404	7,199	8,649		1,450	16.8%	
March	4,736	5,714	5,907	6,801	7,096	7,232	7,830	9,314	10,529	10,733	9,846	9,521	10,281	10,350	9,270	9,072	6,510	4,743	1,482	3,734	5,422	6,520		1,098	16.8%	
April	6,766	6,836	7,172	7,886	8,952	10,437	11,054	11,963	13,566	14,659	14,149	13,926	13,892	11,548	11,365	12,197	8,687	762	1,586	4,419	7,249	10,032		2,830	39.0%	
May	5,902	6,206	6,764	8,885	9,297	9,753	9,219	10,487	13,261	14,507	13,320	12,161	11,885	10,555	11,700	11,001	9,570	845	1,335	4,445	8,123	9,225		3,678	45.3%	
June	3,937	3,955	4,185	5,474	5,575	6,927	6,201	6,225	7,922	8,604	7,202	7,311	7,461	5,883	9,616	5,961	5,039	632	1,392	3,366	4,775	5,449		1,409	29.5%	
<b>Sub Total*</b>	<b>57,057</b>	<b>60,316</b>	<b>64,116</b>	<b>78,220</b>	<b>82,999</b>	<b>89,172</b>	<b>101,435</b>	<b>102,380</b>	<b>115,913</b>	<b>129,843</b>	<b>124,385</b>	<b>118,280</b>	<b>124,793</b>	<b>108,219</b>	<b>106,298</b>	<b>104,059</b>	<b>90,977</b>	<b>65,874</b>	<b>15,146</b>	<b>34,533</b>	<b>66,926</b>	<b>84,274</b>	<b>14,794</b>		32,393	48.4%
Saturday	0	0	0	0	1,938	2,643	2,931	3,325	3,804	4,459	4,108	3,977	3,923	3,376	3,629	3,871	3,894	3,078	1,886	2,303	2,799				496	17.7%
<b>Grand Total</b>	<b>57,057</b>	<b>60,316</b>	<b>64,116</b>	<b>78,220</b>	<b>84,937</b>	<b>91,815</b>	<b>104,366</b>	<b>105,705</b>	<b>119,717</b>	<b>134,302</b>	<b>128,493</b>	<b>122,257</b>	<b>128,716</b>	<b>111,595</b>	<b>109,927</b>	<b>107,930</b>	<b>94,871</b>	<b>68,952</b>	<b>17,032</b>	<b>36,836</b>	<b>69,725</b>	<b>84,274</b>	<b>14,794</b>		19,804	47.2%

Regular extended service began, Sept/28

Loop 18/19 through current



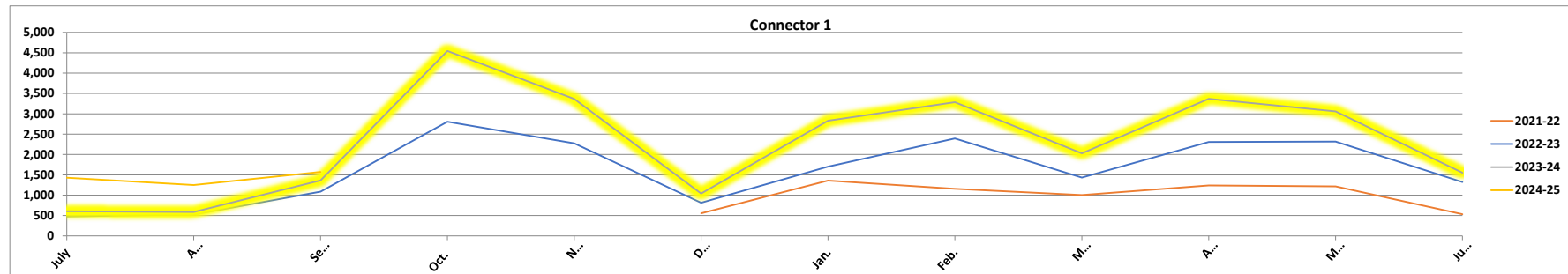
Loop Annual Ridership



**CONNECTOR 1  
WEEKDAY RIDERSHIP  
2022 -2023**

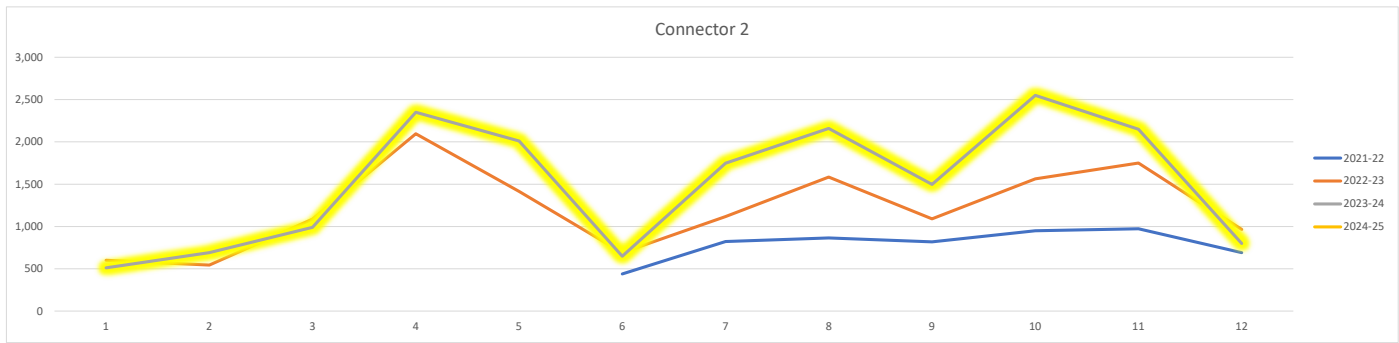
**Connector 1**

MONTH	2021-22	2022-23	2023-24	2024-25	2025-26	2026-27	2027-28	2028-29	2029-30	2030-31	2022-32	2022-33	2022-34	2022-35	2022-36	2022-37	2022-38	2022-39	2022-40	2022-41	+/-	Ratio	
July		478	605	1,430																	825	57.7%	
Aug.		528	586	1,249																	663	53.1%	
Sept.		1,087	1,362	1,571																	209	13.3%	
Oct.		2,805	4,544																		1,739	38.3%	
Nov.		2,275	3,363																		1,088	32.4%	
Dec.	553	813	1,038																		225	21.7%	
Jan.	1,358	1,702	2,830																		1,128	39.9%	
Feb.	1,157	2,394	3,285																		891	27.1%	
March	1,002	1,433	2,028																		595	29.3%	
April	1,238	2,306	3,367																		1,061	46.3%	
May	1,215	2,317	3,057																		1,102	47.6%	
June	532	1,321	1,551																		789	59.7%	
<b>Sub Total*</b>	<b>7,055</b>	<b>19,459</b>	<b>27,616</b>	<b>4,250</b>	<b>0</b>	<b>0</b>	<b>0</b>	<b>0</b>	<b>0</b>	<b>0</b>	<b>0</b>	<b>0</b>	<b>0</b>	<b>0</b>	<b>0</b>	<b>0</b>	<b>0</b>	<b>0</b>	<b>0</b>	<b>0</b>	<b>0</b>	<b>#DIV/0!</b>	
				0																			
<b>Grand Total</b>	<b>7,055</b>	<b>19,459</b>	<b>27,616</b>	<b>4,250</b>																	<b>0</b>	<b>#DIV/0!</b>	



## Connector 2

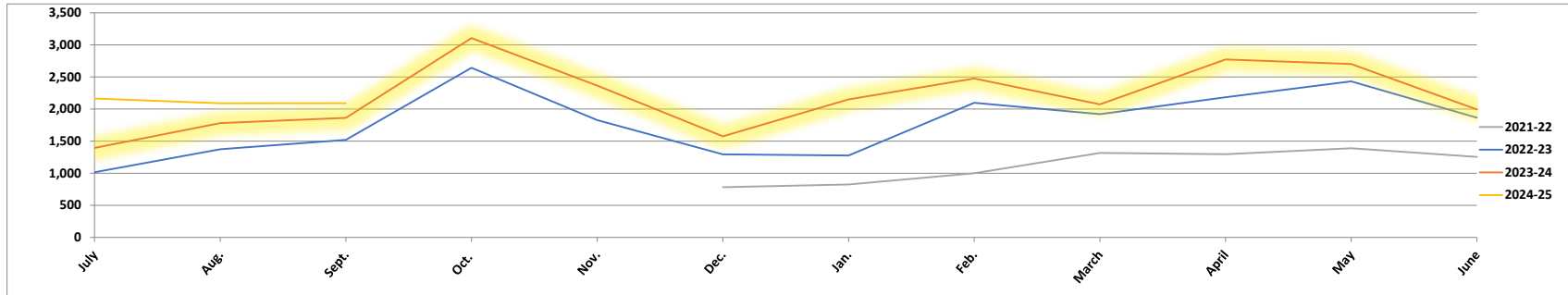
	2021-22	2022-23	2023-24	2024-25																	+/ -	Ratio	
July		601	511																			-90	-17.6%
Aug.		544	690																			146	21.2%
Sept.		1,086	990	150																		-840	-560.0%
Oct.		2,096	2,350																			254	10.8%
Nov.		1,414	2,011																			597	29.7%
Dec.	439	690	649																			-41	-6.3%
Jan.	823	1,118	1,748																			630	36.0%
Feb.	865	1,584	2,159																			575	26.6%
March	819	1,090	1,497																			407	27.2%
April	949	1,563	2,550																			987	38.7%
May	973	1,750	2,149																			777	44.4%
June	690	965	799																			275	28.5%
<b>Sub Total</b>	<b>5,558</b>	<b>14,501</b>	<b>18,103</b>	<b>150</b>	<b>0</b>	<b>0</b>	<b>0</b>	<b>0</b>	<b>0</b>	<b>0</b>	<b>0</b>	<b>0</b>	<b>0</b>	<b>0</b>	<b>0</b>	<b>0</b>	<b>0</b>	<b>0</b>	<b>0</b>	<b>0</b>	<b>0</b>	<b>0</b>	<b>#DIV/0!</b>
																						0	#DIV/0!
<b>Grand Total</b>	<b>5,558</b>	<b>14,501</b>	<b>18,103</b>	<b>150</b>																		0	#DIV/0!



HEART TO HUB UNITER  
WEEKDAY RIDERSHIP  
2022 -2023

Heart to Hub Uniter

MONTH	2021-22	2022-23	2023-24	2024-25																	+/-	Ratio	
July		1,015	1,394	2,164																		770	35.6%
Aug.		1,374	1,781	2,090																		309	14.8%
Sept.		1,520	1,864	2,092																		228	10.9%
Oct.		2,643	3,106																			463	14.9%
Nov.		1,828	2,366																			538	22.7%
Dec.	782	1,293	1,576																			283	18.0%
Jan.	824	1,277	2,151																			874	40.6%
Feb.	999	2,097	2,477																			380	15.3%
March	1,317	1,920	2,074																			154	7.4%
April	1,296	2,184	2,772																			588	21.2%
May	1,389	2,432	2,702																			1,043	42.9%
June	1,255	1,866	1,994																			611	32.7%
<b>Sub Total*</b>	<b>7,862</b>	<b>21,449</b>	<b>26,257</b>	<b>6,346</b>	<b>0</b>	<b>0</b>	<b>0</b>	<b>0</b>	<b>0</b>	<b>0</b>	<b>0</b>	<b>0</b>	<b>0</b>	<b>0</b>	<b>0</b>	<b>0</b>	<b>0</b>	<b>0</b>	<b>0</b>	<b>0</b>	<b>0</b>	<b>0</b>	#DIV/0!
Saturday	0	0	0	0																		0	#DIV/0!
<b>Grand Total</b>	<b>7,862</b>	<b>21,449</b>	<b>26,257</b>	<b>6,346</b>																		0	#DIV/0!





## PM US 20 Commuter

MONTH	2021-22	2022-23	2023-24	2024-25																+/-	Ratio
July		410	571	600																29	4.8%
Aug.		504	571	537																-34	-6.3%
Sept.		538	421	578																157	27.2%
Oct.		528	509																	-19	-3.7%
Nov.		611	402																	-209	-52.0%
Dec.	182	597	388																	-209	-53.9%
Jan.	213	429	394																	-35	-8.9%
Feb.	308	660	473																	-187	-39.5%
March	358	651	511																	-140	-27.4%
April	371	554	583																	29	5.0%
May	428	982	568																	-414	56.4%
June	434	624	428																	-196	30.4%
Sub Total	2,294	7,088	5,819	1,715	0	0	0	0	0	0	0	0	0	0	0	0	0	0	0	0	#DIV/0!
Grand Total	2,294	7,088	5,819	1,715																0	#DIV/0!

